

Complete the FAFSA® Form

Use the *Free Application for Federal Student Aid* (FAFSA®) form to apply for financial aid for college or graduate school.

New to the FAFSA® Process?

Completing the FAFSA form is free. Fill it out now.

Start Here

Returning User?

Correct info | Add a school

View your *Student Aid Report* (SAR)

Log In

Log In at <https://studentaid.gov/h/apply-for-aid/fafsa> using the FAFSA ID you created when applying as well as the password then click “Log In”

Here you will select “I am a student and want access to the FAFSA form”.

Welcome to the FAFSA® Form

Tell us about yourself.

 Help

 Exit FAFSA Form

I am a student and want to access the FAFSA form.



I am a parent filling out a FAFSA form for a student.



I am a preparer helping a student fill out his or her FAFSA form.



Here you will see the “My FAFSA” Dashboard and that your completed 2023-24 Application has been processed successfully.

The screenshot shows the 'My FAFSA' dashboard for the 2023-24 application cycle. At the top, there are two tabs: '2023-24' (selected) and '2022-23'. Below the tabs, the 'Current Application Status' is displayed as 'Processed Successfully' with a green checkmark icon. A congratulatory message follows: 'Congratulations, your FAFSA form was successfully processed.' Below this, a section titled 'What Happens Next' contains a bulleted list of four items: 1. Your FAFSA information was made available to the school(s) you listed on your FAFSA form. 2. Your school(s) will use your FAFSA information to determine the aid you may be eligible to receive. 3. Your school(s) will contact you if they need more information or to discuss your financial aid award. 4. If you have questions about your financial aid package, contact your school(s). Below the list, a paragraph states: 'Your application has been corrected by a financial aid administrator. To avoid delays in your financial aid process, you should contact your college's financial aid office before making any additional corrections.' At the bottom, there are two lines of text: 'Original Application: Submitted on 10/01/2022; Processed on 10/01/2022' and 'Latest Correction: Submitted on 10/01/2022; Submitted by College; Processed on 10/01/2022'.

2023-24

2022-23

Current Application Status:

✔ Processed Successfully

Congratulations, your FAFSA form was successfully processed.

What Happens Next




- Your FAFSA information was made available to the school(s) you listed on your FAFSA form.
- Your school(s) will use your FAFSA information to determine the aid you may be eligible to receive.
- Your school(s) will contact you if they need more information or to discuss your financial aid award.
- If you have questions about your financial aid package, contact your school(s).

Your application has been corrected by a financial aid administrator. To avoid delays in your financial aid process, you should contact your college's financial aid office before making any additional corrections.

Original Application: Submitted on 10/01/2022; Processed on 10/01/2022

Latest Correction: Submitted on 10/01/2022; Submitted by College; Processed on 10/01/2022

Scroll down and click the option where it says “View Student Aid Report”


	<p>Update School Information Add, remove, or change housing plans for schools on your FAFSA form.</p>	Update Schools
	<p>Edit FAFSA Form Change incorrect information on a previous FAFSA submission.</p>	Edit FAFSA Form
	<p>View Student Aid Report View your EFC, FAFSA answers, and financial aid history.</p>	View Student Aid Report

Please Note: If you have submitted any corrections, please select “View Correction History”

2023–24 Student Aid Report

 Print SAR

 Help

 Exit FAFSA Form

Processing Results →

TRANSACTION 03

Processing Results

FAFSA Data

School Information

Financial Aid History

Corrections History

Application Receipt Date:
10/01/2022

Processed Date:
10/01/2022

Data Release Number (DRN)
3335

[Learn about federal tax benefits for education, including the American Opportunity tax credit.](#)

Expected Family Contribution: 2635

Based on the information we have on record for you, your Expected Family Contribution (EFC) is 2635. You may be eligible to receive a Federal Pell Grant and other federal student aid. Your school will use your EFC to determine your financial aid eligibility for federal grants, loans, and work-study funds, and possible funding from your state and school.

Your *Free Application for Federal Student Aid* (FAFSA®) form has been selected for a review process called verification. Your school has the authority to request copies of certain financial documents from you and your parent(s).

There is a limit to the total amount of Federal Pell Grants that a student may receive, which is the equivalent of six school years. Based on information reported to the *National Student Loan Data System* (NSLDS®) database by the schools you have attended, you have received Federal Pell Grants for the equivalent of between one-half and one school year.

You will be brought to your Processed Student Aid Report. To view the full report, click “Print SAR” at the top.

2023–24 Student Aid Report

TRANSACTION 03

Application Receipt Date:
10/01/2022Processed Date:
10/01/2022Data Release Number (DRN)
3335

Processing Results

Learn about federal tax benefits for education, including the American Opportunity tax credit.

Expected Family Contribution: 2635

Based on the information we have on record for you, your Expected Family Contribution (EFC) is 2635. You may be eligible to receive a Federal Pell Grant and other federal student aid. Your school will use your EFC to determine your financial aid eligibility for federal grants, loans, and work-study funds, and possible funding from your state and school.

Your *Free Application for Federal Student Aid (FAFSA®)* form has been selected for a review process called verification. Your school has the authority to request copies of certain financial documents from you and your parent(s).

There is a limit to the total amount of Federal Pell Grants that a student may receive, which is the equivalent of six school years. Based on information reported to the *National Student Loan Data System (NSLDS®)* database by the schools you have attended, you have received Federal Pell Grants for the equivalent of between one-half and one school year.

There is a limit to the total amount of subsidized Federal student loans that you may receive. Visit StudentAid.gov/sub-unsib for more information.

Based on your EFC of 2635, you may be eligible to receive a Federal Pell Grant of up to \$4,245 for the 2023–24 school year provided you have not met or exceeded the lifetime limit established for the Federal Pell Grant program.

FAFSA Data

Your FAFSA data reflects the answers you provided on your FAFSA form. Assumed values are marked with an asterisk (*).

What you must do now:

Use the checklist below to make sure that all of your issues are resolved.

- If you need to make corrections to your information, select "Make Corrections" on the "My FAFSA" page using your account username and password (FSA ID). If you need additional help with your *Student Aid Report (SAR)*, contact your school's financial aid office or select the "Get FAFSA help" link from the FAFSA home page. If your mailing address or email address changes, you can make the correction online.


 Collapse All

Student Information

Print

10 pages

Destination

 Save as PDF

Pages

All

Pages per sheet

1

Margins

Default

Options

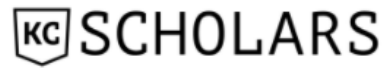
 Headers and footers Background graphics

Save

Cancel

Most printers/computers allow you to save as a pdf, this is what you want to select to upload to your KC Scholars Portal. (You must upload every page. Screenshots of the cover page are not accepted)

When you have your SAR ready, visit www.apply.kcscholars.org and click “login” to access the Portal



KC Scholars

Log In

Register

Welcome to the KC Scholars Portal!

KC Scholars provides scholarships, financial incentives, and support services for low- and modest-income students and adults to complete a postsecondary credit-bearing credential or degree.

At this time, the KC Scholars scholarship application is only open to Adult Learner applicants - October 1 through November 19.

The general application for 9th graders, 11th graders, and adults will open on January 1, 2022. Adults, if you begin an application during this early cycle but are unable to complete, you can come back into the portal after January 1 and complete the application and apply during the general application cycle.



Log in with



OR

Email

Password



[Forgot your password?](#)

LOG IN

**Enter the information
you used to create your
account and hit “log in”
again**



2023-2024 Senior Student Aid Report (Required)



Task instructions [Hide](#)

Student Aid Report as verification of 2023-2024 FAFSA completion and current Expected Family Contribution (EFC) for the coming academic year.

Upload the entire PDF copy of the Student Aid Report directly downloaded from FAFSA. Click here for instructions on how to download your Student Aid Report.

Deadline: November 30



ATTACH FILE

[Show accepted formats](#)

MARK AS COMPLETE

Once logged in, you will see the tasks that are needed for you to complete. Select the “2023-2024 Senior Student Aid Report (Required)” task and hit attached file. Once attached, you will mark this task as complete.